


PRODUCT SPECIFICATION



Part No. : JH-100WBVG14G45-J4C-T5
High Power LED

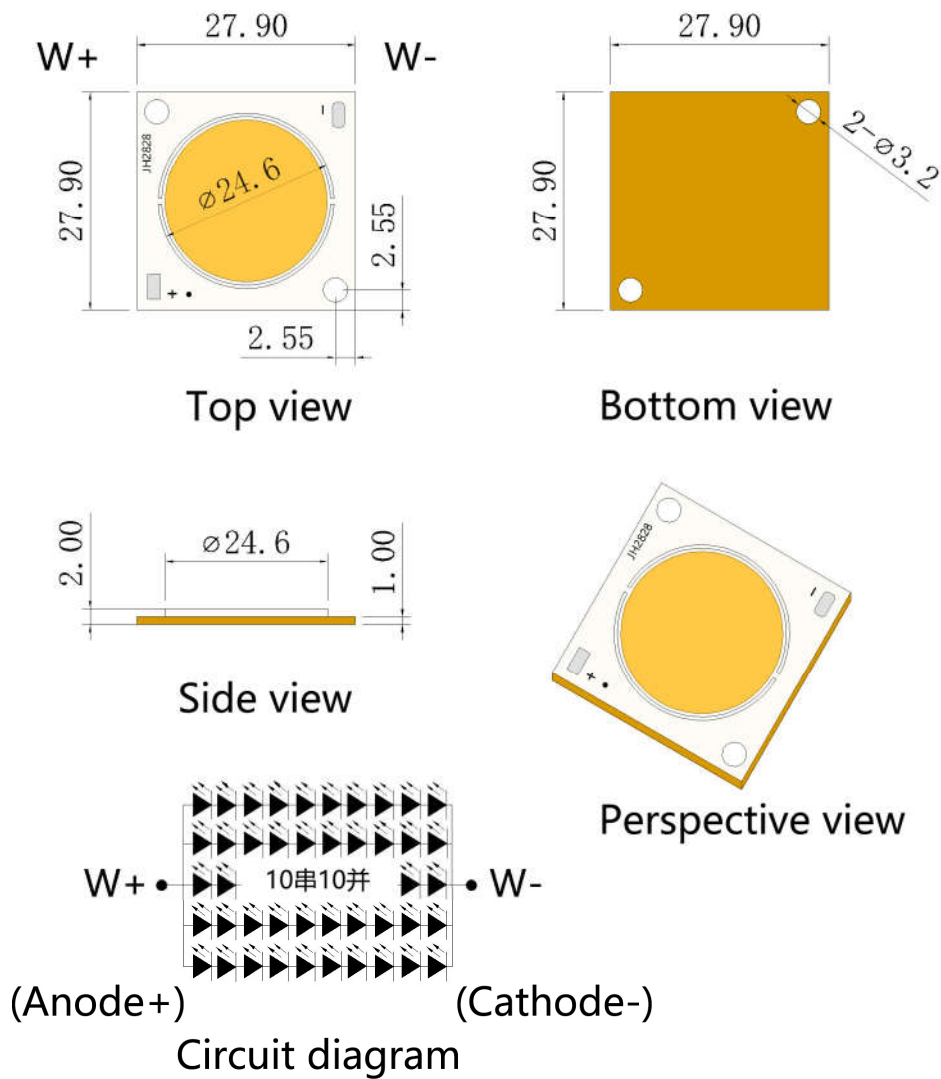
Catalog

| | |
|----------------------------|----|
| 1.Product Features | P2 |
| 2.Dimensions | P2 |
| 3.Absolute Maximum Rating | P3 |
| 4.Optical Character | P3 |
| 5.Optical Character Curves | P4 |
| 6.Spectrum Curves | P5 |
| 7.Viewing Angle Curves | P5 |
| 8.Cautions | P6 |

1.Product Features

- High Brightness white LED
- Plane Package
- Viewing Angle 140 Degree
- Chip Material: InGaN
- RoHS Compliant

2.Dimensions



Notes:

1. All dimensions are in millimeters.
2. Tolerance is ± 0.1 mm unless otherwise noted.

3. Absolute Maximum Rating @ Ta=25° C

| Parameter | Symbol | Maximum Rating | Unit |
|--|--------|-----------------|------|
| Continuous Forward Current | IF | 3500 | mA |
| Peak Forward Current (1/10 Duty Cycle, 0.1ms Pulse Width) | IFp | 3600 | mA |
| Reverse Voltage | VR | 36 | V |
| Power Dissipation | PD | 100 | W |
| Electrostatic Discharge | ESD | 1000 | V |
| Operating Temperature Range | TOPR | -25°C to +80°C | |
| Storage Temperature Range | TSTG | -35°C to +100°C | |
| Lead Soldering Temperature | TSOL | 260°C | |

4. Optical Character @ Ta=25° C

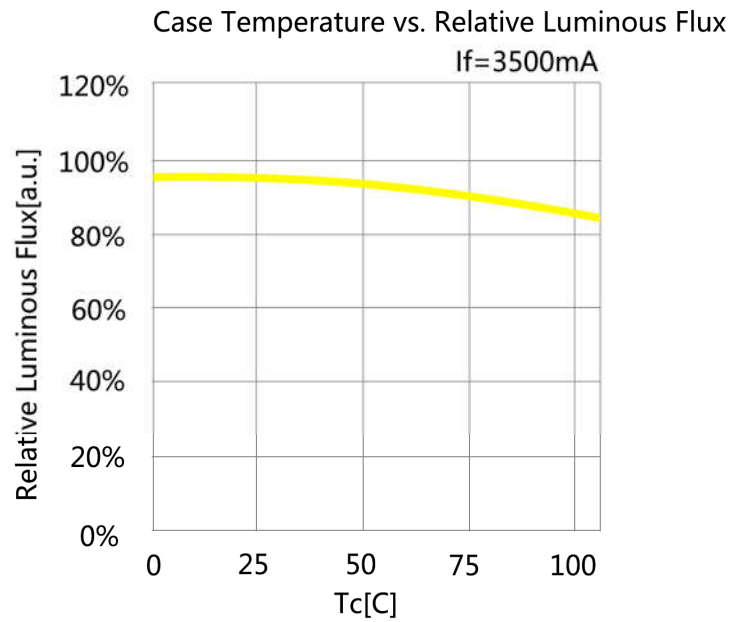
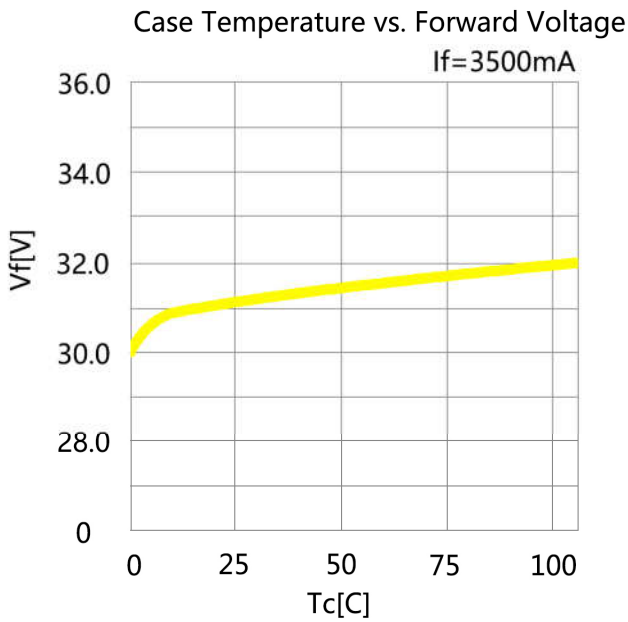
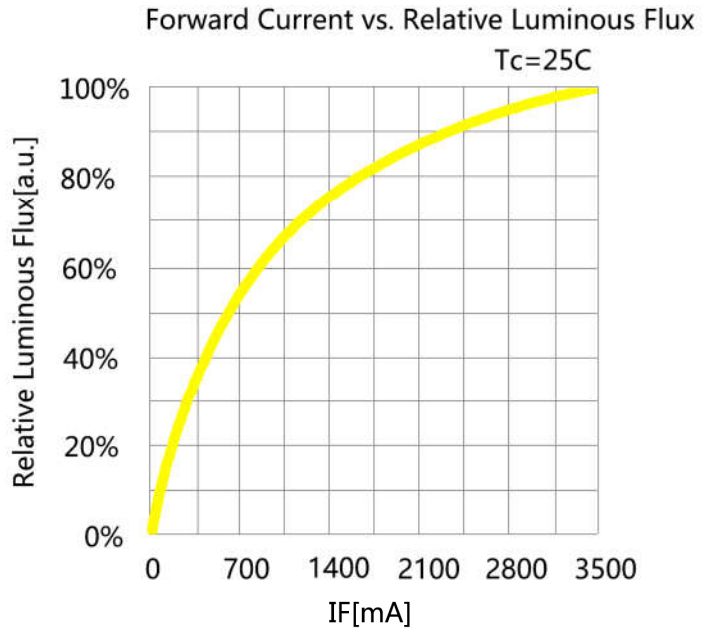
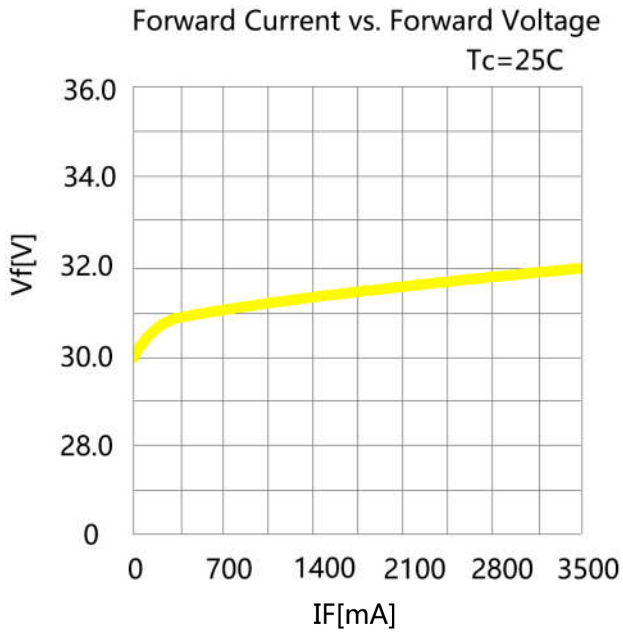
| Parameter | Symbol | Color | Min. | Typ. | Max. | Unit | Test Condition |
|---------------------------|---------|-------|------|------|------|------|----------------|
| Forward Voltage | VF | W | 30 | 32 | 34 | V | IF=3500mA |
| Luminous Flux | Φ | W | 6500 | 7000 | 7500 | Lm | IF=3500mA |
| Color Temperature | Tc | W | 4700 | 5000 | 5200 | K | IF=3500mA |
| Reverse Current | IR | | 0 | | 10 | μA | VR=34V |
| Display index | Ra | W | 95 | | 98 | | IF=3500mA |
| Viewing Angle | 2θ1/2 | | | | 140 | deg | IF=3500mA |
| Recommend Forward Current | IF(rec) | W | | | 3500 | mA | |

Notes:

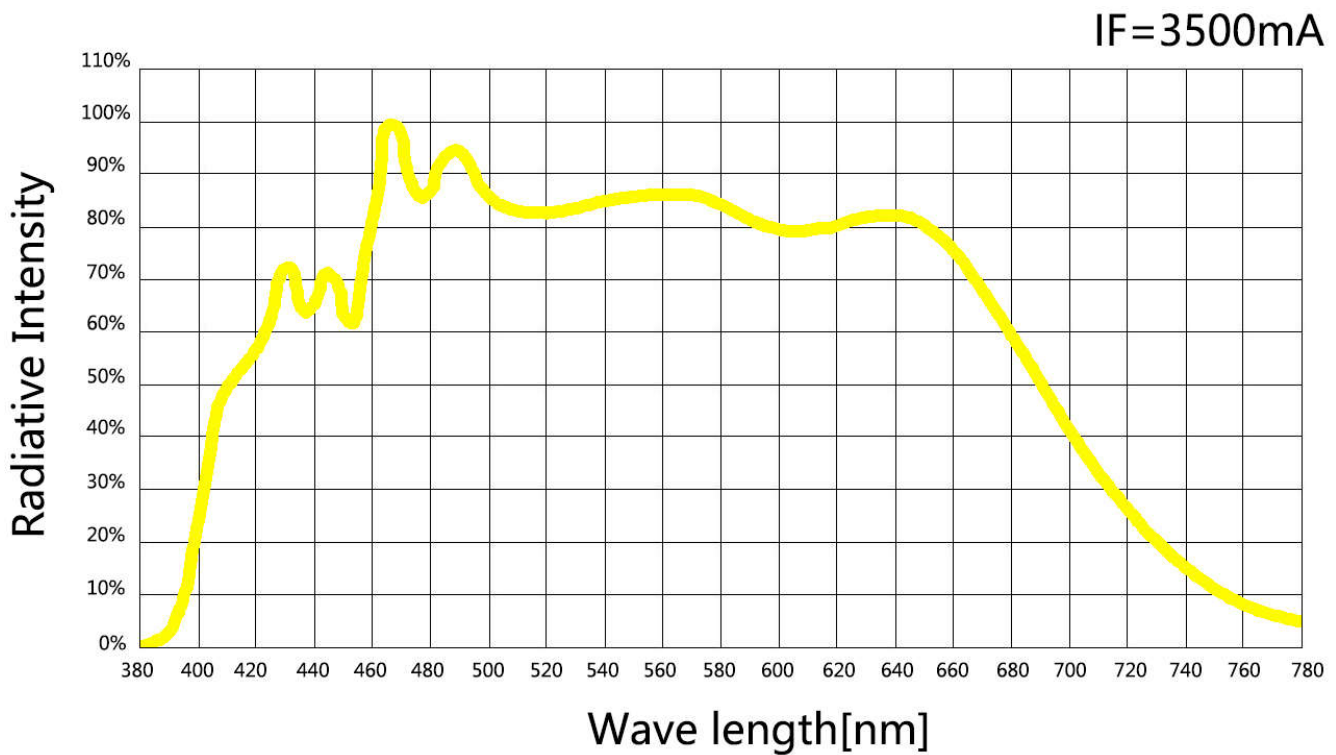
Measurement tolerance of forward voltage ±0.1V

5. Optical Character Curves

(25 ° Ambient Temperature Unless Otherwise Noted)



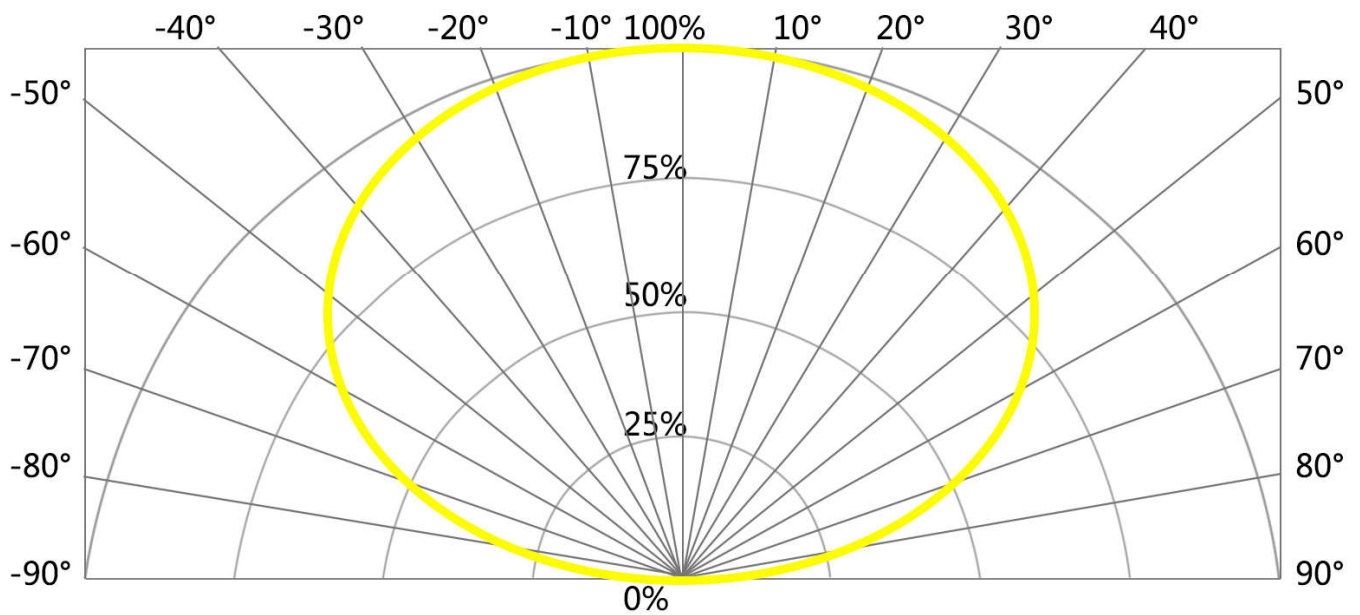
6. Spectrum Curves



7. Viewing Angle Curves

Radiation Characteristic

IF=3500mA



8.Cautions

1. Electrostatic Treatment

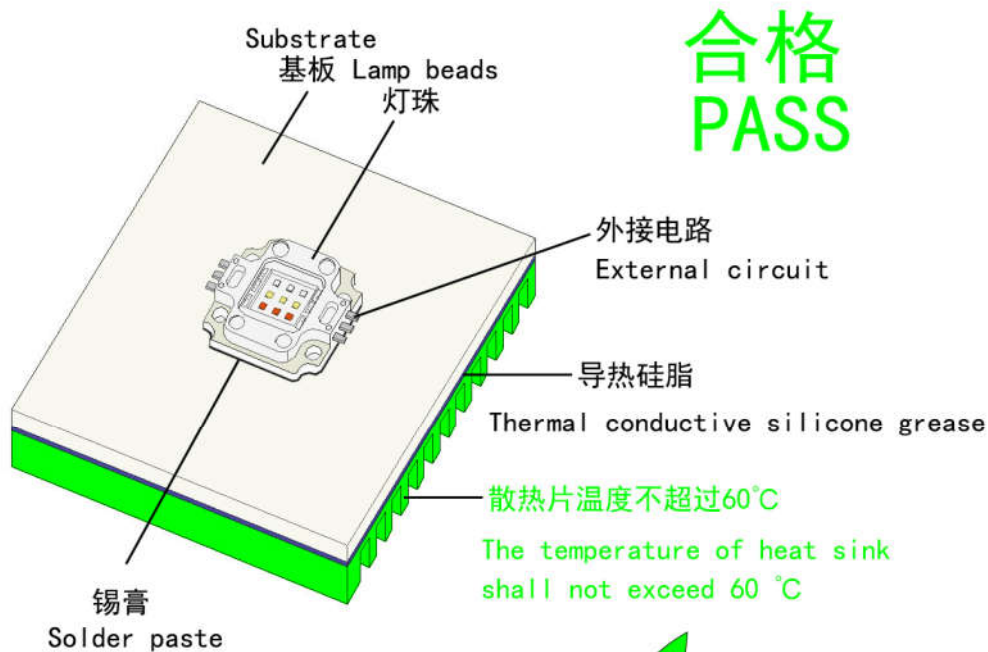
Do a full range of anti-static measures (such as: anti-static ring, anti-static clothes, machine, equipment grounding wire, etc.)



2. Heat Dissipation

A、 It is recommend to configure reasonable heat dissipation device for the product.

B、 The best working temperature range of the product is 40-60°. It is recommended to control the working temperature of the product within a reasonable range.



合格
PASS

OK

